



Long Term Plan for Nursery Curious Minds

	Semester 1			Semester 2		
	Autumn 1	Autumn 2	Spring 1	Spring 2	Summer 1	Summer 2
Early Years Theme	Transition	Light & Dark	Once upon a time...	We're creating changes!	Girlington & Beyond!	Journeys!
Thematic Learning	Me and my world	Me and my shadow	Fairy tale people	Spring time on the farm	Me and my outdoor world	Girlington explorers
Enquiries	What makes me happy?	How can you make a shadow using a light?	Who do you think lived happily ever after?	Who lives on a farm?	What lives outside your front door?	What do you see on your way home?
Thematic Texts	     	  	 	   	    	   



PRIME AREAS						
	Autumn 1	Autumn 2	Spring 1	Spring 2	Summer 1	Summer 2
Communication and Language	<p>Learn to listen to a friend or adult one to one when the conversation interests them.</p> <p>Learn some key words to talk about family – using photos as prompts. For example mummy/ mum/ daddy/ dad/ sister/ brother</p> <p>Listen to new songs and rhymes demonstrating good listening skills.</p> <p>Learn how to listen with interest when an adult reads rhymes.</p> <p>Learn how to listen and watch a story being told with props and pictures.</p> <p>Learn to look at the person they are speaking to, as they talk to them.</p>	<p>Learn to hold a phone piece to their ear – real phones in the environment indoors and out.</p> <p>Learn games that focus on taking turns.</p> <p>Listen to new songs and rhymes.</p> <p>Listen to some Christmas jokes.</p> <p>Learn new vocabulary related to light and dark.</p>	<p>Learn some simple storytelling actions using 'Pie Corbett' inspired actions.</p> <p>Learn how to build stories using props.</p> <p>Listen to new songs and rhymes.</p> <p>Learn to follow a one part instruction as a part of everyday routine. E.g. learn the phrase put your coat on.</p> <p>Learn new vocabulary related to story telling.</p> <p>Learn to build simple stories around toys and objects using their imagination.</p>	<p>Learn listening rules – to turn to the adult or child that is talking to them.</p> <p>Learn to hold phone to ear during role play – provide real phones old and new.</p> <p>Learn games that focus on looking at the person who is talking.</p> <p>Introduce dialogic talk.</p> <p>Learn to speak in longer sentences</p> <p>Learn new songs and rhymes.</p> <p>Learn new vocabulary</p>	<p>Learn strategies of how to play and listen to their friends at the same time.</p> <p>Learn how to hold conversations, expressing themselves effectively when engaged in back and forth exchanges.</p> <p>Learn new songs and rhymes.</p> <p>Learn new vocabulary related to growing.</p> <p>Learn to talk about their immediate family.</p>	<p>Learn to talk about specific events like Eid, birthdays or a recent event.</p> <p>Learn to follow a two part instruction or question as a part of everyday routines in Nursery. E.g. learn the phrase find a friend and line up.</p> <p>Learn how express their point of view when talking with another child or adult.</p> <p>Learn new songs and rhymes.</p>







<p>Personal, Social & Emotional Development</p>	<p>Learn about different emotions and how to identify emotions – happy, sad, excited, cross and scared. Interactive emotions display.</p>	<p>Learn strategies to give comfort to peers when they distressed – group time.</p>	<p>Add knives, forks and spoons to home corner – learn to identify them.</p>	<p>Learn what a rule is – why we have rules – look at the rules of games the children play.</p>	<p>Learn vocabulary to talk about feelings.</p>	<p>Learn how to use cutlery in the role play area.</p>
	<p>Learn how to indicate when they need the toilet – toilet training strategies.</p>	<p>Learn strategies to share toys.</p>	<p>Learn how to put their shoes/ wellies on with help.</p>	<p>Learn about what makes people happy and sad – group time.</p>	<p>Pick fresh fruit and vegetables from a garden and learn how to cut this.</p>	<p>To learn how to play a simple game like snap or dominoes with an adult support.</p>
	<p>Learn to transition into nursery and begin to 'have a go' with new activities.</p>	<p>Learn the school rules – introduce green, thinking and sad face cards.</p>	<p>Learn to identify some vegetable names and try a range of vegetables.</p>	<p>Learn how to put wet suit on – sit down, legs in first and pull up over shoulders.</p>	<p>Introduce the workbench and the tools – talk about how to keep safe. E.g. wearing goggles.</p>	<p>Learn how to manage simple changes to routine in the Nursery day through self regulation strategies.</p>
	<p>Introduce green, thinking and sad face cards.</p>	<p>Learn to identify some fruit names and try a variety of fruit. Learn how to turn the taps in the bathroom.</p>	<p>Add washing up props to role play area to role play washing up.</p>	<p>Learn how to fasten and unfasten buckles, locks etc – Investigation area</p>	<p>Learn some turn taking games.</p>	<p>Learn how to take turns when talking at group time.</p>
	<p>Learn to transition into nursery and begin to 'have a go' with new activities.</p>	<p>Learn how to help an adult in brushing their teeth – talk about healthy teeth.</p>		<p>Learn to take turns when talking at group time.</p>	<p>Learn to thread wool/ string or thread through a hole with success – large scale threading.</p>	
	<p>Learn to follow the Nursery routine.</p>	<p>Learn to thread wool, string or thread through a large hole with support – provide lots of fine motor opportunities.</p>			<p>Learn to take turns when talking at group time.</p>	
	<p>Learn about what makes you feel happy.</p>					
	<p>Learn how to put coat on using 'hood on first' strategy.</p>					
	<p>Opportunities to learn to the turning tap technique.</p>					
	<p>I CAN identify an apple and banana as healthy food.</p>					

	Learn to wash their hands after using the toilet.					
Physical Development	<p>Learn how to use a dustpan and brush in the role play area.</p> <p>Provide lots of mark make opportunities to learn how to hold a mark maker with a whole hand grasp.</p> <p>Learn how to pour and fill jugs – provide lots of pouring and filling opportunities in the environment.</p> <p>Learn how to help an adult in brushing their teeth – talk about when you should brush your teeth.</p>	<p>Introduce snipping tree – Introduce how to use scissors to snip wool.</p> <p>Learn to roll a ball – back and forth – practice at group times.</p> <p>Learn to thread wool, string or thread through a large hole with support – provide lots of fine motor opportunities.</p> <p>Learn to use tweezers to pick up small items.</p>	<p>Learn strategies to balance – standing on one foot and putting arms out.</p> <p>Learn how to climb onto a tricycle and how to maintain balance.</p>	<p>Learn how to use a brush to sweep.</p> <p>Learn to use a three finger tripod grip to hold a mark maker or begin to progress through developmental grasps.</p> <p>Learn how to safely hold scissors to make snips.</p> <p>Learn to throw a ball – lots of different sized balls outside.</p>	<p>Learn strategies to balance – putting arms out to balance.</p> <p>Learn how to push a tricycle forward by pushing their feet on the ground.</p> <p>Learn to throw a ball – lots of different sized balls outside.</p> <p>Learn to use a three finger tripod grip for mark makers or begin to progress through developmental grasps.</p> <p>Introduce hammers – learn how to safely hold a hammer.</p>	<p>.Learn to use a three finger tripod grip or begin to progress through developmental grasps.</p> <p>To begin to learn strategies for managing risk when negotiating the space around them.</p> <p>Learn how to brush their teeth independently.</p>
Physical Development with Coach						










SPECIFIC AREAS						
	Autumn 1	Autumn 2	Spring 1	Spring 2	Summer 1	Summer 2

Literacy	<p>Large scale sensory play to encourage mark making- making marks with fingers, feet, wet sand, flour</p> <p>Learn to make anticlockwise circle movements and retrace over vertical lines when making marks.</p> <p>Learning a variety of nursery rhymes and songs.</p> <p>Learn to name sounds in the environment. Learn how to handle books with care – turning one page at a time.</p> <p>Provide lots of mark make opportunities to learn how to hold a mark maker with a whole hand grasp.</p>	<p>Learn about the key concepts of print – <i>Print has meaning. Add familiar print into the environment.</i></p> <p>Learn a rhyme a week from the rhyme challenge.</p> <p>Learn to clap the beat when singing rhymes and songs.</p> <p>Learn to recognise their name by selecting it on a morning and putting it in the ten frame.</p> <p>Learn new vocabulary linked to books.</p> <p>Learn to make marks as they speak and pretend to write.</p>	<p>Learn about the key concepts of print – <i>print can have different purposes and we read English text from left to right and top to bottom.</i></p> <p>Learn about the different parts of a book – <i>the cover.</i></p> <p>Learn a rhyme a week from the rhyme challenge.</p> <p>Learn about alliteration and how to spot initial sounds in words.</p> <p>Learn to write lists in the home corner – starting by making marks at the top and writing left to right.</p> <p>Learn to recognise their name by selecting it on a morning and putting it in the ten frame.</p> <p>Learn new vocabulary linked to books.</p> <p>Learn vocabulary to talk about pictures in books in once upon a time theme.</p>	<p>Learn the five key concepts about print.</p> <p>Learn a rhyme a week from the rhyme challenge.</p> <p>Learn to clap out syllables in words.</p> <p>Learn new vocabulary linked to books.</p> <p>Learn to recognise their name and use their name card to write their name – initial letters.</p> <p>Send name cards home to practise writing name at home.</p> <p>Learn vocabulary to talk about favourite poem and can talk about its features.</p>	<p>Learn the five key concepts about print. Print has meaning Names of different parts of a book Page sequencing.</p> <p>Learn a rhyme a week from the rhyme challenge.</p> <p>Learn new vocabulary linked to books.</p> <p>Learn to write their name.</p> <p>Learn set 1 phonemes.</p> <p>Learn to orally blend simple CVC words by Fred Talking.</p> <p>Learn to use a three finger tripod grip or begin to progress through developmental grasps.</p>	<p>Learn the five key concepts about print –</p> <p>Learn about the names of the different parts of a book - Author, page numbers.</p> <p>Learn how to talk about a book they have been read.</p> <p>Learn the idea of a 'word'.</p> <p>Learn a rhyme a week from the rhyme challenge.</p> <p>Learn new vocabulary linked to books.</p> <p>Learn to write their name independently .</p> <p>Learn set 1 phonemes.</p> <p>Learn to orally segment CVC words.</p> <p>Learn to link sounds to letters in the alphabet.</p> <p>Learn to use a three finger tripod grip or begin to progress through developmenta l grasps.</p> <p>Learn to form recognisable letters from their name.</p>
----------	--	---	---	---	--	---

Mathematics	<p>Number</p> <p>Touch, Move, count technique</p> <p>Finger numbers up to 3</p> <p>'Howmanyness' of numbers 1 and 2</p> <p>Sharing</p> <p>Measure, Shape and Spatial Thinking</p> <p>Patterns in the environment</p> <p>Comparing size</p> <p>Exploring measures – tape measures, jugs, weighing scales</p> <p>Routines</p> <p>Circles and Triangles</p>		<p>Number</p> <p>Touch, move, count technique</p> <p>Finger numbers up to 5</p> <p>'Howmanyness' of numbers 3 and 4</p> <p>Counting forwards and backwards.</p> <p>Turn taking games</p> <p>Compare quantities</p> <p>Measure, Shape and Spatial Thinking</p> <p>Shapes in the environment</p> <p>Recalling events – fictional</p> <p>Squares and Rectangles</p>		<p>Number</p> <p>'Howmanyness' of number up to 5.</p> <p>Subitising finger numbers up to 5.</p> <p>Cardinal principle</p> <p>Matching number and quantity up to 5</p> <p>Real life maths problem</p> <p>Turn taking games</p> <p>Measure, Shape and Spatial Thinking</p> <p>Comparing weight</p> <p>Routines</p> <p>Routes</p> <ul style="list-style-type: none"> - Describe a familiar route <p>Positional language</p> <p>Recalling – real life events</p> <p>Repeating patterns-</p> <p>ABAB patterns – stick, leaf, stick, leaf.</p> <p>Moving on to -Notice and correct an error in a repeating pattern.</p> <p>Creating new shapes</p> <p>3D Shape – cuboid</p>	
	Number rhymes and songs	<p>One Little Finger... tap, tap, tap</p> <p>Five little teddies jumping on the bed.</p>	<p>Here's a (Shape song to the tune of London's burning)</p> <p>Five little apples so</p>	<p>Here's a (Shape song to the tune of London's burning)</p> <p>Five current buns</p>	<p>One, two, three, four, five once I caught a fish alive</p> <p>Five Little speckled frogs</p>	<p>Five little ducks</p> <p>One Little Finger... tap, tap, tap</p>

		red and bright				
Maths Story	Simon Sock 	Round is a mooncake 	Red rectangles, green lizards and the big blue ball 	We are going on an egg hunt 	Handa's Hen 	Crash Boom 
EAD	See Nursery Atelier/ EAD LTP 2022-2023					
Understanding the World	<p>Learn skills to make friends. Learns how to notice differences and similarities between themselves and others.</p> <p>Learn 5 or 6 makaton signs.</p> <p>Learns about our EYFS unit- what is in each area and who names of adults in Nursery.</p> <p>Learns about how to care our pet fish – they need feeding everyday</p> <p>Learn to identify a goldfish, dog and cat.</p> <p>Learn about different ways of playing with water.</p>	<p>Learns vocabulary to talk about significant events in their own experiences.</p> <p>Learn 5 or 6 makaton signs.</p> <p>Learns about our EYFS unit – exploring further - who the staff are in Reception. Introduce all children to the Atelier.</p> <p>Learn to recognise their own name and know it is their name</p> <p>Learns how to roll, pinch and squeeze dough.</p> <p>Learns about how to care for plants in the classroom – watering them daily.</p>	<p>Learns to recognise and talk about special times or events for family and friends</p> <p>Learns vocabulary to name many occupations and talk about them.</p> <p>Learns vocabulary to talk about a pet or a favourite animal.</p> <p>Learns how to explain how to make slime in steps.</p> <p>Explores slime and learns some key vocabulary to talk about it.</p>	<p>Learn vocabulary to talk about what makes themselves and their friends special. Learn vocabulary to talk about photos of recent events.</p> <p>Learns how to make dough from the raw ingredients.</p> <p>Learns to name animals that can be found on the farm.</p>	<p>Learn vocabulary to talk about different occupations – visits. Learn about what a police officer does for their job. Learn about what a pet needs.</p> <p>Visit the library on a weekly basis. Learns that there are similarities and differences that both connect and distinguish them from one and other.</p> <p>Learn to identify a worm, a spider, ladybird, snail and a woodlouse.</p> <p>Learn about what a plant needs to grow.</p> <p>Learn to say what the weather is doing today.</p>	<p>Learn 1 or 2 Makaton signs.</p> <p>Learn to look after a plant by watering it.</p> <p>Learn about their own life story and share this using photos as prompts.</p> <p>Learn about St Philip's – explore the building. Learn to recognise the school hall, the library and the garden.</p> <p>Learn about St Philip's – explore the building. Visit the library on a weekly basis. Learns about a key aspect of their familiar world. Learns about St Philips and Girdlington.</p>

	<p>Learn to identify what the weather is doing. Raining, sunny or cloudy.</p>	<p>Learn about weather and talk about the change in the weather – Autumnal weather.</p> <p>Learns about how to create a shadow using a light.</p> <p>Learns about creatures that can create light.</p>			<p>Learn to identify a bird.</p> <p>Learn to identify a carrot.</p> <p>Learn to name a bean plant.</p> <p>Learns how to talk about the changes that occur to ingredients when making salt dough.</p>	<p>Learns about features of their local environment. Learns about what an address is and what their house number is.</p> <p>Learns what a police officer looks like and know that they help us.</p> <p>Learn how to notice the beginning and end.</p> <p>Learns to recognise and talk about special times or events for family and friends.</p> <p>Learn vocabulary to talk about different forces they can feel – explore magnets.</p> <p>Learns how to combine ingredients together to make slime.</p> <p>Learns how to follow pictorial instructions to make dough.</p> <p>Learns vocabulary to describe the vocabulary of natural materials – explore natural materials.</p>
--	---	--	--	--	--	--

Christian Bible Stories						
Computing	<p>Learn to take turns with toys with adult support.</p> <p>Learn how to operate cause and effect toys.</p> <p>Play with cause and effect toys, observing what happens.</p> <p>Learn to patterns in the environment</p> <p>Learn to make marks using non digital tools</p> <p>Learn simple rules.</p> <p>Learn to take turns with toys with adult support.</p>	<p>Learn to follow 1 step instructions.</p> <p>Learn to select the correct tools in provision for cutting, drawing and sticking</p> <p>Learns how to operate technological devices in everyday life in the domestic roleplay area</p> <p>Learn to make marks using non digital tools</p> <p>Learn to take turns with toys with adult support.</p>	<p>Learn to make marks using non digital tools.</p> <p>Learn that when they touch an interactive whiteboard or tablet there is a cause and effect'</p> <p>Learn to point and match pictures together that are identical.</p>	<p>Learn to follow instructions involving no more that 2 steps.</p> <p>Learn to talk about what they see in pictures and videos</p> <p>Learn to record basic sounds using 'talking tins'.</p>	<p>Press buttons on programmable toys and observe what happens</p> <p>Interact with software and apps on computers and tablets.</p> <p>Learn to use a keyboard. Sometimes with support.</p> <p>Learn to relate some computer models to real life with support.</p> <p>Learn to ask an adult before using the tablet or Interactive whiteboard.</p>	<p>Press buttons on programmable toys and observe what happens</p> <p>Interact with software and apps on computers and tablets.</p> <p>Talks about features of patterns in the environment.</p> <p>Learn to sort objects such as compare bears or seeds with support.</p> <p>Learn to use a mouse or touch to make choices with help.</p> <p>Learn to create simple digital content with support.</p>
Online Safety						

ENABLING ENVIRONMENT						
	Autumn 1	Autumn 2	Spring 1	Spring 2	Summer 1	Summer 2

<p style="text-align: center;">Indoors</p>	<ul style="list-style-type: none"> - Create a family tree with photos of children’s families and front door. - Noah’s Ark small world. -Noah’s ark role play costumes. - Loose parts – Natural materials to create faces with different emotions. Photos of different patterns in the environment. - Opportunities to develop fine motor skills – threading, tweezers, pegs etc. Autumnal small world – leaves, conkers, acorns, Autumnal small world animals. - Self portrait provocation. Large mirror, small mirrors, drawing materials. Provide lots of jugs and containers for filling and emptying. Large scale sensory mark making opportunities – finger painting, painting with large sticks, making marks with fingers 	<ul style="list-style-type: none"> -Shadow screen and torches. -Interest led small world. - Nativity small world. - Christmas display -Christmas boots provocation. -Diwali display with divas and Rama and Sita characters. - Hanukah display with clay sculptured dreidels. Provide lots of opportunities to practise fine motor skills. Introduce snipping tree – introduce scissors and how to use them. Add photos of familiar print to the environment – MacDonald’s, Morrisons, Asda, Lego signs etc. Add photos of patterns in the environment. Add photos of the pictures from the themed books. For example pictures from the lonely firefly book. #9 Make playdough 	<ul style="list-style-type: none"> -Goldilocks role play in the home corner. - Interactive Chinese New Year display. - Daniel and the lions small world/display -Investigation area with locks, buckles to explore and learn how to fasten and unfasten. Add washing up props to role play area to role play washing up. Names in the environment. Add homemade books – different coloured paper/ sized paper. 	<ul style="list-style-type: none"> - Farm animals small world - Easter garden. -Create a washing up rota for washing paints and playdough tools. Lots of different types of paper to write on – with borders etc. Names in the environment. Lots of opportunities for drawing lines and circles – provide different mark makers. Lots of opportunities for using scissors to snip paper – different sized and coloured paper. 	<ul style="list-style-type: none"> - Garden – minibeast small word. - Police station role play. - Post office - Farm small world - Tadpole tank -Caterpillars - Egg Incubator and brooder. - Jonah and the whale display/small worlds. - Domestic roleplay (home corner) adapted to be culturally representative of a home during Ramadan. 	<ul style="list-style-type: none"> - Explorers den indoors with tarpaulin - Joseph’s colourful coat role play costumes. #15 - Supermarket/ shop role play -Girlington small world – places in Girlington on blocks, street signs from Girlington.
---	--	--	---	--	---	--


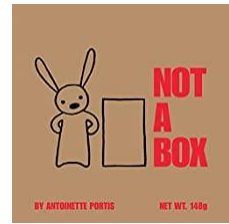




	and hands in flour etc.					
Outdoors	<p>Caldron in the mud kitchen for making spells. #17</p> <p>Spell making provocation</p>	<p>- Bonfire in the forest fire pit on Bonfire night. - Roleplay bonfire outdoors.</p> <p>Large scale threading/weaving. Water and paint brushes. Firework splatter pictures Large scale - firework painting.</p> <p>Dance in the rain #2</p> <p>Toast food on a camp fire #3</p> <p>Go on Autumn Walk #16</p>	<p>Provide lots of balancing opportunities outside.</p> <p>Introduce tricycles – learn how to climb onto and off a tricycle safely.</p> <p>Story telling chair outside with daily provocations.</p> <p>Build a snowman #14</p> <p>Jump in puddles #15</p> <p>Plant seeds and bulbs and watch them grow #20</p>	<p>#8 Play marbles</p> <p>Make a mud pie</p>	<p>- Minibeast hunts and information station #09</p> <p>Large scale threading and weaving outdoors.</p> <p>Provide lots of balancing opportunities outside.</p> <p>Tricycles outside. Learn to push a tricycle forward using feet.</p> <p>Eat something you have grown #4</p> <p>Blow bubbles #12</p>	<p>Backpacks with adventure materials - binoculars etc</p> <p>Tent outdoors</p> <p>Den building.</p>

FESTIVALS & BRITISH VALUES						
	Autumn 1	Autumn 2	Spring 1	Spring 2	Summer 1	Summer 2
Festivals	Halloween	Bonfire Night #16 Diwali Hanukah Christmas	Shrove Tuesday Ash Wednesday Chinese New Year Mother's Day	Easter	St Georges Day Ramadan	Eid-UI-Fitr Father's Day
British Values	<ul style="list-style-type: none"> • Teach children to be polite – saying please and thank you, especially at dinner time when collecting their dinners. • Expect kindness, helpfulness and respect of others. • Listen during story and song time. • Take turns and sharing. • Learn about their local community. • Make friends and benefit from friendship. 					

- Learn about British weather and seasons.
- Table manners – eating with knives and forks and not talking with full mouths.

EXPERIANCES						
	Autumn 1	Autumn 2	Spring 1	Spring 2	Summer 1	Summer 2
Visitors	Oral hygiene workshop	Owl Man	Theatre group	Ian's Mobile Farm #40	Dad and significant male Den Building #33	Positive relationships with Police, Nurse, Firemen #43
Educational Visits					Garden Centre Heaton Woods #34 Post Office	Locality walk
Parent Saturday Trips				Yorkshire Wildlife Park	Scarborough	

BOOKS THAT SUPPORT LEARNING & PROVOKE



denotes 50 things to do before your five # denotes St Philip's 100 Things