

# Long Term Plan for Reception Curious Minds

	Semester 1			Semester 2		
	Autumn 1	Autumn 2	Spring 1	Spring 2	Summer 1	Summer 2
Early Years Theme	Transition	Light & Dark	Once upon a time...	We're creating changes!	Girlington & Beyond!	Adventurous Journeys!
Thematic Learning	Colours & Patterns	What lurks in the dark!	Heroes & Villains	Hot & Cold	Little Britain!	Planes, Trains, Boats & Automobiles
Enquiries	How do you mix paint to make the colours of a rainbow?	What likes the dark more than light?	What does a villain look like?	What clothes should I pack for the Antarctic?	Can you name the British indigenous animals?	What transport do you use to visit your family?
Thematic Texts	   	     	  	   	     	   

PRIME AREAS						
	Autumn 1	Autumn 2	Spring 1	Spring 2	Summer 1	Summer 2
<b>Communication and Language</b>	<p>Learn rules for being a 'good listener', including; turning to look at the person who is talking, listening and taking turns to talk.</p> <p>Learn Strategies for regulating their attention - setting goals and achieving them.</p> <p>Learn new vocabulary.</p>	<p>Learn how to hold a telephone with the earpiece to the ear and microphone in front of mouth.</p> <p>Learn how to adjust their listening behaviors for the different situations – listening in pairs, small groups, class groups and larger groups such as assemblies.</p> <p>Learn new vocabulary by commenting on what children are doing, recasting/echoing back as well as through engaging actively in stories, rhymes and poems.</p>	<p>Learn how to dial 999 and begin to hold a conversation with back and forth exchanges.</p> <p>Learn storytelling using 'Pie Corbett' inspire actions and story mapping.</p> <p>Learn new vocabulary</p>	<p>Learn how to play memory games such as 'I went to the shop...'</p> <p>Learn to follow instructions of multiple parts.</p> <p>Learn Strategies for dialogic classroom talk whereby they focus their listening on the speaker and give their attention to them</p> <p>Learn new vocabulary</p>	<p>Dialogic classroom talk whereby interactions between children and adults are motivated by discussable topics or objects that give direction and purpose to the dialogue.</p> <p>Learn how to hold conversations, expressing themselves effectively when engaged in back and forth exchanges.</p> <p>Learn new vocabulary</p>	<p>Dialogic classroom talk whereby interactions between children and adults are motivated by discussable topics or objects that give direction and purpose to the dialogue.</p> <p>Learn how to hold conversations, expressing themselves effectively when engaged in back and forth exchanges.</p> <p>Learn new vocabulary</p>
<b>Personal, Social &amp; Emotional Development</b>	<p>Learn how to use the toilet – telling an adult when they need to go, how to pull down and up their trousers and how to clean themselves.</p> <p>Learn how to wash their hands</p> <p>Learn the school rules; behavioural expectations and 'good to be green cards and to understand</p>	<p>Learn how to set a table with knife, fork and spoon.</p> <p>Learn how to use a knife and fork.</p> <p>Learn self regulation strategies to enable them to identify and modulate emotions, control impulses, delay gratification, make</p>	<p>Learn how to put their coats, hats and gloves on independently</p> <p>How to wash and dry bowls.</p> <p>To be able to follow and abide by the rules for snap card games.</p> <p>To be able to follow and abide by the rules for dominos.</p>	<p>Learn how to identify which foods are healthy and unhealthy.</p> <p>Learn to begin to talk about the effects of exercise on their bodies.</p> <p>Learn how to adjust manner of their conversations to reflect who they are talking to (formal and informal).</p>	<p>Learn how to fasten a shoe lace.</p> <p>Learn how to put a seat belt on and why it's important.</p> <p>Learn that different people have different and unique ideas and points of views. They should be taught that we should listen to others using</p>	<p>To talk to others about strategies use to self regulate.</p> <p>To explain rules to others for playing games.</p> <p>To talk about how to stay safe in a motor vehicle.</p>




	<p>that there are consequences to their actions.</p> <p>Learn how to manage changes to routine through self regulation strategies.</p> <p>Learn what actions are likely to make others happy or sad.</p> <p>Learn how to play cooperatively – sharing and taking turns.</p>	<p>thoughtful and conscious choices and set goals and achieve them.</p> <p>Learn how others show their feelings and emotions with facial expressions, actions and body language.</p>	<p>Learn to give focused attention to what the teacher says, responding appropriately when engaged in activity and follow instructions.</p> <p>Learn how to work in pairs and small groups with/without adult support in taking turns.</p>		<p>dialogic talk rules and seek compromise.</p>	
<p><b>Physical Development</b></p>	<p>Learn how to use a dustpan and brush to clean away debris.</p> <p>Learn how to cut using scissors.</p> <p>Learn how to hold a pencil, progressing through different developmental grasp</p> <p>To know that sleep contributes to good wellbeing.</p> <p>To learn Strategies for balancing.</p> <p>To learn strategies for managing risks when negotiating the space around them.</p>	<p>Learn how to hold a pencil, progressing through different developmental grasp</p> <p>Learn to use one handed tools and equipment with control to achieve their intended purpose within the Wood Workshop.</p> <p>Learn how to brush their teeth and how good oral hygiene contributes to wellbeing.</p> <p>Learn how to hop, skip and jump.</p> <p>Learn how to throw, catch and kick a ball</p>	<p>Learn how to hold a pencil, progressing through different developmental grasp</p> <p>Learn to use one handed tools and equipment with control to achieve their intended purpose within the Wood Workshop.</p> <p>To learn Strategies for balancing when completing obstacle course made independently or with adult support.</p>	<p>Learn how to hold a pencil, progressing through different developmental grasp</p> <p>Learn to show accuracy and care when drawing and painting in the atelier.</p>	<p>Learn how to thread a needle and sew a simple running stitch.</p> <p>Learn how to hold a pencil effectively using a tripod grip for fluent writing.</p>	<p>Learn how to thread a needle and sew a simple running stitch.</p> <p>Learn how to hold a pencil effectively using a tripod grip for fluent writing.</p>

<b>Physical Development with Coach</b>	Movement Development	Ball Skills	Throwing & Catching	Fun & Games	Dance
--	----------------------	-------------	---------------------	-------------	-------

SPECIFIC AREAS						
	Autumn 1	Autumn 2	Spring 1	Spring 2	Summer 1	Summer 2
<b>Literacy</b>	<p>Learn to orally blend simple CVC words by Fred Talking.</p> <p>Learn to link sounds to letters in the alphabet.</p> <p>Learn to talk about the events and characters in books they hear and read.</p> <p>Learn to make anticlockwise circle movements and retrace over vertical lines when making marks.</p> <p>Learn to copy shapes, letters and pictures.</p> <p>Learn to use a tripod to hold a pencil.</p>	<p>Learn all set 1 Phonemes and is blending (Fred talking) CVC words.</p> <p>Learn to link sounds to letters in the alphabet.</p> <p>Learn to segment and blend simple words demonstrating my knowledge of sounds.</p> <p>Learn to decode simple words and read ditties and captions.</p> <p>Learns to read by decoding provocations within the provision.</p> <p>Learn to write irregular words with scaffolding within the classroom environment.</p> <p>Learn to write simple CVC words using phonemes they have been taught.</p> <p>Learn to rehearse what they write orally before writing.</p> <p>Learn to create a story board with captions.</p> <p>Learn to form recognisable letters, many of which are formed correctly.</p> <p>Learn to copy shapes, letters and pictures.</p> <p>Learn to use a tripod to hold a pencil.</p>	<p>Learn all Set 1 and some Set 2 Phonemes.</p> <p>Learn to segment and blend simple words demonstrating my knowledge of sounds.</p> <p>Learn to decode simple words and read ditties and captions.</p> <p>Learns to read by decoding provocations within the provision.</p> <p>Learn to write irregular words with scaffolding within the classroom environment.</p> <p>Learn to write simple CVC words using phonemes they have been taught.</p> <p>Learn to rehearse what they write orally before writing.</p> <p>Learn to create a story board with captions.</p> <p>Learn to form recognisable letters, many of which are formed correctly.</p>	<p>Learn all Set 1 and some Set 2 Phonemes.</p> <p>Learn to use phonic knowledge to decode (Fred talk) regular words.</p> <p>Learn to read and understand simple sentences</p> <p>Learn to read some irregular (tricky) words.</p> <p>Learn to read a book (decodable)</p> <p>Learn to read a book (decodable)</p> <p>Learn vocabulary to talk about favourite poem and can talk about its features.</p> <p>Learn to spell some words correctly and others are phonetically plausible.</p> <p>Learn to write a greeting in a card</p> <p>Learn to write simple sentences that can be read by themselves and others.</p> <p>Learn to write a short story including at least three sentences.</p> <p>Learn to write some irregular (tricky) common words.</p> <p>Learn to write simple captions and ditties and read back their writing.</p>	<p>Learn all set 1 and set 2 phonemes by end of reception</p> <p>Learn to read and understand simple sentences</p> <p>Learn to read some irregular (tricky) words.</p> <p>Learn to spell some words correctly and others are phonetically plausible.</p> <p>Learn to write a greeting in a card</p> <p>Learn to write simple sentences that can be read by themselves and others.</p> <p>Learn to write a short story including at least three sentences.</p> <p>Learn to form recognisable letters, many of which are formed correctly.</p> <p>Learn to use a tripod grip to write fluently</p>	<p>Learn all set 1 and set 2 phonemes by end of reception</p> <p>Learn to read some irregular (tricky) words.</p> <p>Learn vocabulary to talk about favourite poem and can talk about its features.</p> <p>Learns to talk in some detail about what they have read</p> <p>Learn to write a short story including at least three sentences.</p>

					with pencil with control.	
<b>Mathematics</b>	<p><b>Getting to Know you</b></p> <ul style="list-style-type: none"> <li>- Baseline assessments</li> </ul> <p><b>Just Like ME!</b></p> <ul style="list-style-type: none"> <li>- Match and sort</li> <li>- Compare amounts</li> <li>- Compare size, mass &amp; capacity</li> <li>- Exploring pattern.</li> </ul> <p><i>Number</i></p>	<p><b>It's Me 1 2 3!</b></p> <ul style="list-style-type: none"> <li>- Representing 1, 2 &amp; 3</li> <li>- Comparing 1, 2 &amp; 3</li> </ul> <p>- Composition of 1, 2 &amp; 3</p> <ul style="list-style-type: none"> <li>- Circles and triangles</li> <li>- Positional language</li> </ul> <p><b>Light and Dark</b></p> <ul style="list-style-type: none"> <li>- Representing numbers to 5</li> <li>- One more and less</li> <li>- Shapes with 4 sides</li> <li>- Time</li> </ul> <p>- <i>Number</i></p> <p>- <i>Geometry &amp; Spatial reasoning</i></p> <p>- <i>Measures</i></p>	<p><b>Alive in 5!</b></p> <ul style="list-style-type: none"> <li>- Introducing zero</li> <li>- Comparing numbers to 5</li> <li>- Composition of 4 and 5</li> <li>- Compare Mass (2)</li> <li>- Compare Capacity (2)</li> </ul> <p><b>Growing 6, 7, 8</b></p> <ul style="list-style-type: none"> <li>- 6,7 and 8</li> <li>- Combining 2 groups</li> <li>- Making Pairs</li> <li>- Length and Height Time</li> </ul>	<p><b>Building 9 and 10</b></p> <ul style="list-style-type: none"> <li>- 9 and 10</li> <li>-Comparing numbers to 10</li> <li>-Bonds to 10</li> <li>-3D Shape Pattern</li> </ul>	<p><b>To 20 and Beyond</b></p> <ul style="list-style-type: none"> <li>-Building numbers</li> <li>-Beyond 10</li> <li>-Counting Patterns beyond 10</li> <li>-Spatial Reasoning (1)</li> <li>-Match, rotate and manipulate</li> </ul> <p><b>First then Now</b></p> <ul style="list-style-type: none"> <li>-Adding more</li> <li>-Taking away</li> <li>-Spatial reasoning (2)</li> <li>-Compose and decompose</li> </ul>	<p><b>Find my Pattern</b></p> <ul style="list-style-type: none"> <li>-Doubling, Sharing and Grouping</li> <li>-Even and Odd</li> <li>-Spatial reasoning (3)</li> <li>-Visualise and build</li> </ul> <p><b>On the Move</b></p> <ul style="list-style-type: none"> <li>-Deepening understanding</li> <li>-Patterns and relationships</li> <li>-Spatial reasoning (4)</li> <li>-Mapping</li> </ul>
<b>Understanding the World</b>	<p>Learns how to notice differences and similarities between themselves and others.</p> <p>Learn 5 or 6 makaton signs.</p> <p>Learns about Girlington and the local area.</p> <p>Learns about how to care for plants and the environment . For example watering and weeding the garden.</p>	<p>Learns vocabulary to talk about significant events in their own experiences.</p> <p>Learn 5 or 6 makaton signs.</p> <p>Learn to tell others the name of the street they live on.</p> <p>Learns about the word surname and what it means to a person.</p> <p>Learns about how to care for plants and the</p>	<p>Learns to recognise and talk about special times or events for family and friends</p> <p>Learns vocabulary to name many occupations and talk about them.</p> <p>Learn 5 or 6 makaton signs.</p> <p>Learns to describe the job of a doctor and nurse.</p> <p>Learns about the place where they live and learns some appropriate questions to ask about places.</p> <p>Is able to talk about some of the things they have observed such as plants,</p>	<p>Learns about past and present events in their own lives.</p> <p>Learns about the similarities and differences between themselves and others and among families, communities and traditions.</p> <p>Learn to recite own address.</p> <p>Learn 10 or more makaton signs.</p> <p>Learns about features of their</p>	<p>Learns that there are similarities and differences that both connect and distinguish them from one and other.</p> <p>Learn to recite own address.</p> <p>Learn 10 or more makaton signs.</p> <p>Learns about Bradford and where there is to visit.</p> <p>Learns to tell others their surname.</p> <p>Learns how to explain why some things</p>	<p>Learn to talk about images from the past including images of Girlington and transport in Bradford.</p> <p><b>Compare an image from the past to one from the present.</b></p> <p>Learns to talk about 'Neil Armstrong'</p>

	<p>Learns to name animals that can be found on the farm.</p>	<p>environment. For example watering and weeding the garden.</p> <p>Learns about growth, decay and changes over time.</p> <p>Learns about the process of freezing.</p> <p>Explore materials and understand that some materials repel water.</p> <p>Learns how to identify doughs that are better than others giving possible reasons why.</p> <p>Learns to name animals that can be found on the farm.</p> <p>Learns about nocturnal animals that are indigenous to the British Isles</p>	<p>animals, natural and found objects.</p> <p>Learns how to grow a plant from a seed and how to talk about its needs.</p> <p>Learns how to explain how to make slime in steps so as to show a nursery child how to make slime.</p> <p>Learns how to identify doughs that are better than others giving possible reasons why.</p>	<p>immediate environment and how others might vary from one and other.</p> <p>Learns how to make observations of animals and plants in our local environment.</p> <p>Learns the vocabulary to explain that when water is frozen it becomes solid and turns to ice.</p> <p>Learns about which clothes to where in all weathers and give plausible reasons as to why the material is suitable.</p> <p>Learns how to talk about the changes that occur to ingredients when making salt dough.</p> <p>Learns about animals that are indigenous to the British Isles</p>	<p>occur and how to talk about changes such as the life cycle of a butterfly.</p> <p>Learns how to talk about the changes that occur to ingredients when making salt dough.</p>	<p>as a significant person in world history and how he was the first person to walk on the moon.</p> <p>Learns about Bradford and where there is to visit. <b>Alhambra, Heaton Woods, library and BRI.</b></p> <p>To observe what happens when you combine Bicarb and Vinegar. (Rocket Fuel)</p>
--	--	---	--	---	---	--

Christian Bible Stories						
RE	To learn about the story of Rama and Sita and how Diwali is a significant celebration in Sikhism.	To learn that Hanukah is celebrated by Jewish People.  To learn that Christmas celebrates the birth of Jesus Christ.	To learn that the bible is the holy book of Christians	To learn to understand the significance of Ramadan followed by Eid Ul fitr and how it relates to the Prophet Muhammed.  To learn the Easter story.	To learn that Diva Lamps are artifacts in the Sikh religion.	To learn that Christians believe that Jesus Crist is the Son of gold and forms part of the Holy Trinity.
Arti Espressive e Design	See Atelier LTP					
Computing	iMake Music	iCan Sequence  iFind Patterns	iStay Sage  iCan Program	iCan Play  iCan Turn	iCan Control  iMake Videos	iMake Pictograms  iCatch Aliens
Online Safety						

ENABLING ENVIRONMENT						
	Autumn 1	Autumn 2	Spring 1	Spring 2	Summer 1	Summer 2
Indoors	<ul style="list-style-type: none"> <li>- Noah's Ark small world – torch &amp; prism to create rainbow.</li> <li>- Colour paddles/bead and lightbox.</li> <li>- Loose parts – colour pictures/patterns.</li> <li>- Noah's ark role play costumes and converted wood working bench for making boats. #15</li> </ul>	<ul style="list-style-type: none"> <li>- Nativity small world.</li> <li>- Christmas display</li> <li>- Hanukah display with clay sculptured dreidels.</li> </ul>	<ul style="list-style-type: none"> <li>- Heroes and villains battle small world for narratives.</li> <li>- Three little pigs role play in the home corner.</li> <li>- Material investigation display.</li> <li>- Interactive Chinese New Year display.</li> <li>- Different sized objects – objects for little</li> </ul>	<ul style="list-style-type: none"> <li>- Arctic small world.</li> <li>- Jungle small world.</li> <li>- Savanah small world</li> <li>- Easter garden.</li> <li>- Role play – safari/jungle explorer clothing / wellies, hat, scarf, thick coat – travel brochures/</li> </ul>	<ul style="list-style-type: none"> <li>- Woodland small word.</li> <li>- Police station role play.</li> <li>- Post office</li> <li>- Farm small world</li> <li>- Tadpole tank</li> <li>- Egg Incubator and brooder.</li> <li>- Fire service small word – building on fire (fogger machine)</li> <li>- Jonah and the whale</li> </ul>	<ul style="list-style-type: none"> <li>- Pirate small world</li> <li>- Pirate ELG number problems.</li> <li>- Joseph's colourful coat role play costumes. #15</li> <li>- Coloured felt patches (pre-punched) for children to sew together to make a patchwork sheet.</li> </ul>

	<ul style="list-style-type: none"> <li>- Opportunities to develop fine motor skills – threading, tweezers, pegs etc.</li> <li>- Dinosaur lost world small world – volcano (fogger machine).</li> </ul>		<ul style="list-style-type: none"> <li>children/objects for giants.</li> <li>- Daniel and the lions small world/display</li> </ul>	<ul style="list-style-type: none"> <li>holiday travel guides. <b>#15</b></li> </ul>	<ul style="list-style-type: none"> <li>display/small worlds.</li> <li>- Domestic roleplay (home corner) adapted to be culturally representative of a home during Ramadan.</li> </ul>	<ul style="list-style-type: none"> <li>- Opportunities to examine different types of transport – sea, land, air and space.</li> <li>- Supermarket/shop role play opportunities to use vocabulary related to money and solve problems.</li> <li>-Pirate costumes for dressing up. <b>#15</b></li> </ul>
<b>Outdoors</b>		<ul style="list-style-type: none"> <li>- Bonfire in the forest fire pit on Bonfire night.</li> <li>- Roleplay bonfire outdoors.</li> </ul>	<ul style="list-style-type: none"> <li>- Caldron in the mud kitchen for making spells. <b>#17</b></li> </ul>		<ul style="list-style-type: none"> <li>- Minibeast hunts and information station <b>#09</b></li> </ul>	

FESTIVALS & BRITISH VALUES						
	Autumn 1	Autumn 2	Spring 1	Spring 2	Summer 1	Summer 2
<b>Festivals</b>	Halloween	Bonfire Night <b>#16</b>  Diwali  Hanukah  Christmas	Shrove Tuesday  Ash Wednesday  Chinese New Year  Mother's Day	Easter	St Georges Day  Ramadan	Eid-UI-Fitr  Father's Day
<b>British Values</b>	<ul style="list-style-type: none"> <li>• Teach children to be polite – saying please and thank you, especially at dinner time when collecting their dinners.</li> <li>• Expect kindness, helpfulness and respect of others.</li> <li>• Listen during story and song time.</li> <li>• Take turns and sharing.</li> <li>• Learn about their local community.</li> <li>• Make friends and benefit from friendship.</li> <li>• Learn about British weather and seasons.</li> <li>• Table manners – eating with knives and forks and not talking with full mouths.</li> </ul>					

EXPERIANCES						
	Autumn 1	Autumn 2	Spring 1	Spring 2	Summer 1	Summer 2
Visitors		Owl Man	Rainbow Factory #23		- Dad and significant male Den Building #33  - Positive relationships with Police, Nurse, Firemen #43	
Educational Visits	Locality walk	Heaton Woods #34		Morrisons  Tropical World #28	Garden Centre  Ian's Mobile Farm #40  Heaton Woods #34  Post Office	Railway Museum #28  #40
Parent Saturday Trips				Yorkshire Wildlife Park	Scarborough	

# denotes 50 things to do before your five